

# SLS-1XX

## Stabilized Light Source - Switched Output



### Features

- Factory configurable wavelength mix
- Adjustable output power
- Customer defineable launch conditions
- Wide wavelength selection
- Support common connector types
- Compact
- Always on configurations
- LEDs, Lasers, SLED options available



### Applications

- Optical alignment
- Environmental testing of IL for cables and optical components
- Real time IL monitoring



### Compliance

- Available with controlled launch conditions (EF, 70/70, AS100, etc.)


## Product Overview

The SLS-1xx series of fixed light sources is a highly configurable system with many different options for light sources. There are three different versions of the SLS series. The SLS-100 is a fixed bank of light sources, the SLS-110 is a switched optical source, and the SLS-120 is a fixed bank of light sources dedicated to CWDM DFB laser sources. Each of these systems come in either a half rack or full rack 2U enclosure.

The SLS-100 can be configured with up to 24 discrete LEDs or lasers (1 mW type) or the system can be mixed and matched with different source types, wavelengths, or fiber types to accommodate various applications in one box.

The SLS-110 is a system that has an internal source or sources that can be combined and switched at the output. This is convenient if one needs combined wavelengths out of many port, such as 24 channels with 1310,1490,1550,1625, which would not be possible in the SLS-100 series.

For dedicated CWDM applications, the SLS-120, can accommodate all ITU-T G.694.2 channels (1270 to 1610, 20 nm apart) in one box with standard 1 mW DFB sources. Also available with 10 mW or 20 mW DFB lasers with at least 30 dB of side mode suppression ratio.


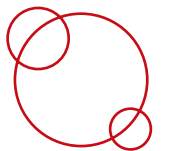


## Factory Configurable Wavelength Mix

Each SLS system is highly configurable. The system can have a mix of LED sources, laser sources, different fiber types and different output power levels. If a standard configuration does not fit the application, please contact a sales representative to discuss the possibility.

## Compact Benchtop System

The SLS systems come in both a half rack system with up to 4 discrete sources and a full rack system with up to 24 ports of optical sources. This compact size allows for more working bench space for the technician.


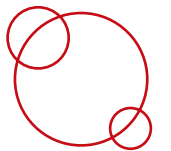


## Calibration Not Required

Due to the stability of these optical sources in power and wavelength, there is no need to get them calibrated unless specified by quality processes.

## Support for Most Common Connector Types

The SLS systems accommodate standard connector types such as SC, LC, FC, ST, etc.




## USB and Ethernet Communication Interfaces

Integrate the SLS system into an automation process using the USB SDK or via ethernet commands to control the instrument.

# Ordering Scheme & Instructions


## 1. Configure SLS Stabilized Light Source

**SLS-100-** [ ] [ ] - [ ] [ ] [ ] [ ] - [ ] [ ] [ ] [ ] - [ ] [ ] [ ] [ ] - [ ] [ ]




CHANNELS		SOURCE TYPE		WAVELENGTH		FIBER TYPE		CONNECTOR	
01	01 channel	FP	Fabry Perot	3	1310	9	09 μm	FA	FC/APC
24	24 channels	LED		5	1550	50	50 μm	FP	FC/UPC
		DFB	Distributed feedback	35	1310/1550 same port	62	62 μm	SA	SC/APC
		FP10	10 mW FP	4	1490	100	100 μm	SP	SC/UPC
				6	1625	1000	1000 μm		
				46	1490/1625 same port				
				3456	1310/1490/1550/1625 same port				
				8	850				
				83	850/1300				
				65	650				
				Others available upon request					

**SLS-110-** [ ] [ ] - [ ] [ ] [ ] [ ] - [ ] [ ] [ ] [ ] - [ ] [ ] [ ] [ ] - [ ] [ ]



CHANNELS		SOURCE TYPE		WAVELENGTH		FIBER TYPE		CONNECTOR	
01	01 channel	FP	Fabry Perot	3	1310	9	09 μm	FA	FC/APC
24	24 channels	LED		5	1550	50	50 μm	FP	FC/UPC
		DFB	Distributed feedback	35	1310/1550 same port	62	62 μm	SA	SC/APC
		FP10	10 mW FP	4	1490	100	100 μm	SP	SC/UPC
				6	1625				
				46	1490/1625 same port				
				3456	1310/1490/1550/1625 same port				
				8	850				
				83	850/1300				
				Others available upon request					

**SLS-120-** [ ] [ ] - [ ] [ ] [ ] [ ] - [ ] [ ] [ ] [ ] - **9** - [ ] [ ]



CHANNELS		SOURCE TYPE		WAVELENGTH		FIBER TYPE		CONNECTOR	
01	01 channel	DFB	Distributed feedback	27	1271 nm	9	09 μm	FA	FC/APC
24	24 channels	DFB10	10 mW DFB laser	to				FP	FC/UPC
		DFB20	20 mW DFB laser	61	1611 nm			SA	SC/APC
								SP	SC/UPC

\*Max of 6 channels for DFB10, DFB20 Sources  
\*\*20 nm increments



## SLS Optical / Electrical Specifications

Parameter	Specification		
	FP Laser	DFB	LED
Fiber Type (μm)	9/125	9/125	50/125, 62.5/125 or 105/125
Launch Condition	N/A	N/A	Available upon request
Nominal Wavelengths (nm) <sup>1</sup>	1310 / 1490 / 1550 / 1625	1271 to 1611 <sup>3</sup>	850 / 1300
Center Wavelength Accuracy (nm)	< 15	< 3	< 30
Source Bandwidth (nm)	< 10	< 1	> 30
Output Power (typ.) (dBm)	0	0, 10 or 13	-18 @ 850 nm -21 @ 1300 nm
Source Stability (dB) <sup>2</sup>	± 0.02		
Remote Interface	USB or Ethernet		
Display	4.3" touch screen		
Power Supply	Input: 90 - 264 V AC, 47 - 63 Hz Output: 18V DC, 5 A		
Power Consumption (VA)	36 maximum		

**Notes:**

<sup>1</sup> Custom sources available upon request

<sup>2</sup> Over 1 hour with maximum temperature variation of 1 °C

<sup>3</sup> Selectable in 20 nm increments

## Mechanical / Environmental Specifications

Parameter	Specification
Maximum Channel Count	24
Unit Dimension W x H x D (cm)	42.5 x 8.9 x 20.3
Operating Temperature (°C)	5 to 40
Humidity (Non-condensing)	Maximum 80% RH <sup>1</sup>

**Notes:**

<sup>1</sup> From 5 to 31 °C; decreasing linearly to 50% RH at 40 °C



## In the Box

### **SLS-1xx** - Stabilized Light Source - Switched Output

- SLS-1xx
- Power Cable
- 18V AC-DC Power Supply
- USB Cable



### Santec Regional Sales Offices

**SANTEC CORPORATION**

5823 Ohkusa-Nenjozaka, Komaki,  
Aichi, 485-0802, Japan  
Tel: +81-568-79-3536 | Fax: +81-568-79-1718

**Santec Europe Ltd.**

99 Park Drive, Milton Park, Abingdon,  
Oxfordshire, OX14 4RY, United Kingdom  
Tel: +44-20-3176-1550

**SANTEC U.S.A. CORPORATION**

433 Hackensack Ave., Hackensack  
NJ, 07601, USA. Toll Free: +1-800-SANTEC1 (726-8321)  
Tel: +1-201-488-5505 | Fax: +1-201-488-7702

**Santec (Shanghai) Corporation Limited**

21F Room H, Hua Du Bldg., No.838 Zhangyang Road  
Pudong District, Shanghai, 200122, China  
Tel: +86-21-5836-1261 | Fax: +86-21-5836-1263

2022© SANTEC CORPORATION Santec reserves the right to make changes in equipment design, components or specifications without notice.  
SLS-100-C-E/Ver.1.0 CODE-202303-MB-KT-CPY